

Analysis and Modification of Engineering Behaviour of Soil using Plastic Waste Materials

Yagnik Solanki*, Malay Jambudia and Alka Shah^[0000-0002-1646-0330]

Nirma University, Ahmedabad, Gujarat, India

*yagniksoalunki26@icloud.com
malay4596@gmail.com
alkamurarishah@gmail.com

Abstract. *Plastic waste management becomes a serious issue all over the world. Dumping of plastic waste on land without treating it degraded the properties of parent material. The main objective of this study is to demonstrate the use of plastic waste for improving properties of soil and soil subgrade underlying by aggregate base which is applicable in construction of embankment and flexible pavement respectively. Waste plastic water bottles converted in to plastic strips with an aspect ratio of 6%. The behavior of randomly distributed plastic strip reinforced soil system and soil aggregate system was observed by conducting soaked CBR test series with different percentage of plastic strips (0%, 0.5%, 1% & 2%). Results of study shows that soil reinforced with waste plastic strips have significant increase in CBR values with respect to unreinforced soil in both the cases. The results also reveals that the 1% of plastic strip reinforced soil system and soil aggregate system shows significant improvement in strength.*

Keywords: Plastic Waste, CBR, Soil, Aggregate.

1 Introduction

Improvement in stability or bearing capacity of the soil can be achieved by the use of controlled compaction, addition of suitable admixtures, use of waste materials, etc. It is more economical both in terms of cost and energy to increase the strength of the soil rather than going deep. As day by day infrastructure are developing, along with the growth of the country there is drastic increase in population. This increased population leads the problem of solid waste management. According to CPCB report 2018 out of total solid waste, plastic waste is 8.3 billion tones. The bottled water is the fastest growing beverage industry in the world. It is reported that annual consumption of plastic bottles in the world are approximately 10 million tons and it grows about 15% every year [CPCB]. Plastic waste disposal is the sensitive issue all over the world. There is urgent need to reuse or recycle the plastic waste. A common problem with recycling plastics is that they are often made up of more than one kind of polymer

(heterogeneous character) or some sort of fibers added to the plastics (a composite) to give added strength. This characteristic are helpful for using the waste materials in soil of poor strength to improve geotechnical properties of soil. This study of using raw plastic bottles is an alternative method for the improvement of strength parameters of soil.

1.1 Background study

Rapid improvements in the engineering world have influence a lifestyle of human beings in utmost extends but day to day activities of mankind are augmenting risk in the environment in the same proportion. Plastic wastes have become one of the major problems for the world. The harmful gas which is being produced by this agent leads to tremendous health related problems. So, effective engineering implementation of this has become one of the challenging jobs for engineers. Engineer are seeking for astute implementation of these wastes in ample amount and implementing these wastes in soil stabilization helps to reduce the risk of natural destruction which is caused due to rainfall or other aspect and also it aid in reducing the waste in an ample amount. Plastic is considered as one of the major pollutant of environment as it would not decay or cannot be destroyed. So implementing this for some good purpose helps to reduce its effect also.

Plastic can be one of the materials which can be used as a soil stabilizing agent but the proper proportion and aspect ratio of it matters in CBR value of soil. Study shows that that benefits of reinforcement increase to certain level and after that it will decrease the strength so careful observation must be done. All this shows that plastic strips can be used as a reinforcing material in stabilization of the sub grade soil if used in right proportion [1].

Chebet et al. 2014 conducted experiments to determine the increase in shear strength and bearing capacity of two samples of locally available soil due to random mixing of strips of high-density polythene material from plastic shopping bags. Strips of shredded plastic material were used as reinforcement inclusions at concentration of up to 0.3% by weight. These results indicate that the increased strength of soil was due to tensile stresses mobilized in the reinforcements. [9]

Achmad Fauzi et al. 2016 used two soil samples R2 and R24 collected from various sites of KUANTAN. Waste cutting HDPE and crushed waste glass were used as additives. The variations of additive contents were 4%, 8 %, 12 % by dry total weight of soil sample respectively. They evaluated engineering properties like sieve analysis, Atterberg limit, Specific gravity, Standard Compaction, soaked California bearing ratio and tri-axial test of the soil sample before stabilization and after stabilization. The result showed that on addition of waste HDPE and glass there was an increase in PI, about 10% for R24 and 2% for R2 samples respectively. The value of optimum water content decreases and MDD increases when content of waste HDPE and glass were increased but there was an increase in CBR value. Authors also observed that there was a decrease in the value of cohesion and increase in friction angle of R2 and R24 samples with additives. [10]

A.I. Dhattrak et al. 2015 calculated the engineering properties by mixing waste plastic. It was observed that for construction of flexible pavement to improve the sub grade soil of pavement using waste plastic bottles chips is an alternative method. In a proportion of 0.5%, 1%, 1.5%, 2%, and 2.5% of the weight of dry soil, plastic waste was added to calculate CBR value. He concluded that using plastic waste strips will improve the soil strength and can be used as sub grade. It is economical and eco-friendly method to dispose waste plastic. [11]

Anas Ashraf 2011 studied on the possible use of plastic bottles for soil stabilization. The analysis was done by conducting plate load tests on soil reinforced with layers of plastic bottles filled with sand. The bottles cut to halves placed at middle and one third position of tank. The test results showed that cut bottles placed at middle position were the most efficient in increasing strength of soil. [12]

Rajkumar Nagle 2014 conducted various experiments to compare CBR of soil reinforced with natural waste plastic. They mixed polyethylene plastic bottles food packaging and shopping bags etc. As reinforced with three soil samples of expansive soil (black cotton soil), silt -clay and sandy soil. Their study showed that MDD and CBR value increases with increase in plastic waste.[13]

2 Experimental program

2.1 Materials

Soil: Soil sample used has been collected from big bazaar near vesu Surat. Soil is classified as CH the soil.

Waste Plastic: For making the plastic chips collecting the plastic waste bottles and for the experiment work cut it by proper size and 6 aspect ratios. Approximate percentage of plastic chips is between 0%, 0.5%, 1%, and 2%. At the time of the CBR test plastic chips are mix very proper manner thus soil is not changing.

Aggregate: Aggregates are used as it is passing through the 10 mm sieve and retain on 6.5 mm sieve.



Fig.1 Materials (soil and plastic)

2.2 Compaction Test

Compaction test of soil is carried out using Proctor's test to understand compaction characteristics of different soils with change in moisture content. Compaction of soil is the optimal moisture content value 23.797 at which a given soil type becomes most dense and achieve its maximum dry density value 14.130 by removal of air voids.

2.3 California Bearing Ratio (CBR) Test

It is the ratio of force per unit area required to penetrate a soil mass with standard circular piston at the rate of 1.25 mm/min. to that required for the corresponding penetration of a standard material.

2.4 Aggregate Impact Test:

The aggregate impact test is carried out to evaluate the resistance to impact of aggregates. Aggregates passing 12.5 mm sieve and retained on 10 mm sieve is filled in a cylindrical steel cup of internal diameter 10.2 mm and depth 5 cm which is attached to a metal base of impact testing machine.

Aggregate impact test (%) = 15.18 < 30 (satisfy)

2.5 Abrasion Value Test:

The principle of Los Angeles abrasion test is to find the percentage wear due to relative rubbing action between the aggregate and steel balls used as abrasive charge.

Los Angeles machine consists of circular drum of internal diameter 700 mm and length 520 mm mounted on horizontal axis enabling it to be rotated an abrasive charge consisting of cast iron spherical balls of 48 mm diameters and weight 340-445 g is placed in the cylinder along with the aggregates.

Abrasion value test (%) = 9.72 < 30 (satisfy)

2.6 Flakiness Index:

Flakiness Index is the percentage by weight of particles in it, whose least dimension (i.e. thickness) is less than three-fifths of its mean dimension.

Flakiness index (%) = 10.81 < 35 (satisfy)

2.7 Elongation Index:

Elongation Index is the percentage by weight of particles in it, whose largest dimension (i.e. length) is greater than one and four-fifths times its mean dimension.

Elongation Index (%) = 23.59 < 30 (satisfy)

3 Results and discussion

3.1 Compaction test

Fig. 1 shows the plot between percentages of fibers verses optimum moisture content. Fig. 2 shows the plot between percentages of fibers verses maximum dry density. It shows as the percentages of plastic chips increase, optimum moisture content and maximum dry density decreases.

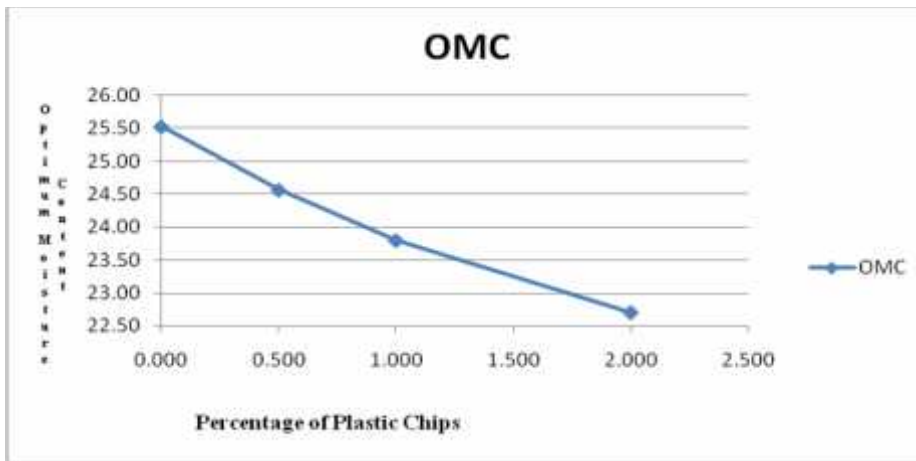


Fig.2. Percentage of Plastic Chips verses Optimum Moisture Content

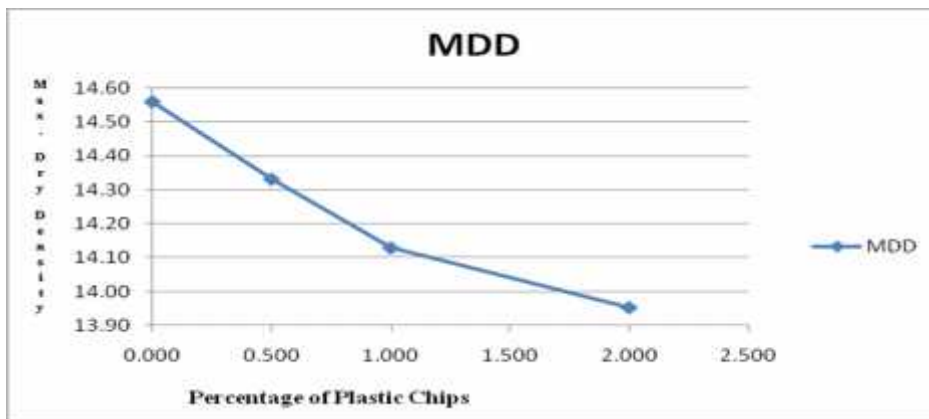


Fig.3. Percentage of Plastic chips verse Maximum Dry Density.

3.2 California Bearing Ratio (CBR) test

Fig. 3 shows plot between bearing pressure versus settlement. In 1% of fibers the CBR value increases and after that suddenly CBR value decreased. It shows that plastic strips are effective in some proportion. Fig. 5 is the plot between pressure and settlement of soil aggregate system, which also shows the same response.

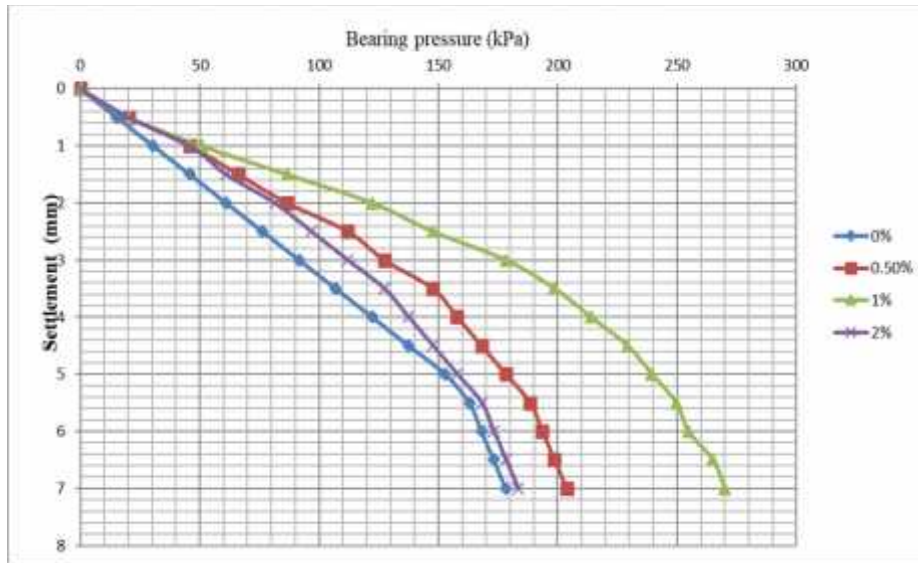


Fig.4. Pressure versus Settlement Plot of Soil System

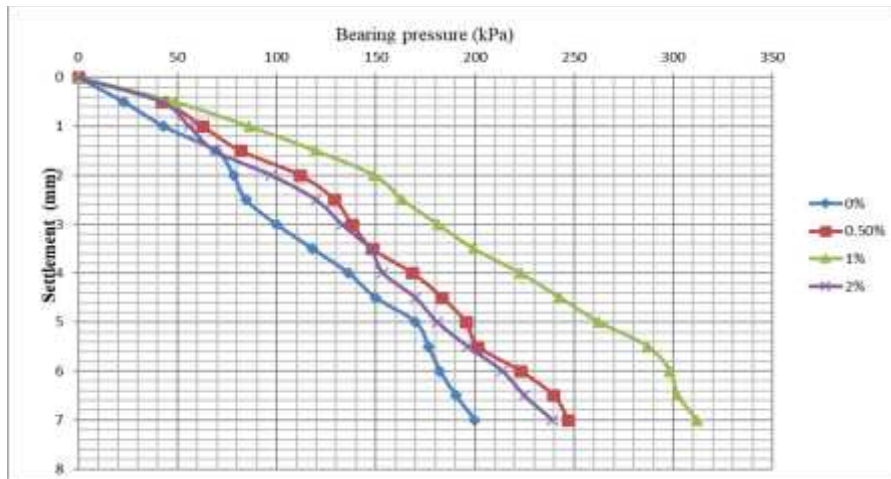


Fig.5. Pressure versus Settlement Plot of Soil Aggregate System

Fig. 6 shows that the comparison of CBR value between Soil and Soil Aggregates system. In both the cases the percentage of plastic waste is effective at 1 after that there is decrease in CBR value. The difference in increase of CBR value is almost in same rate for both the system.

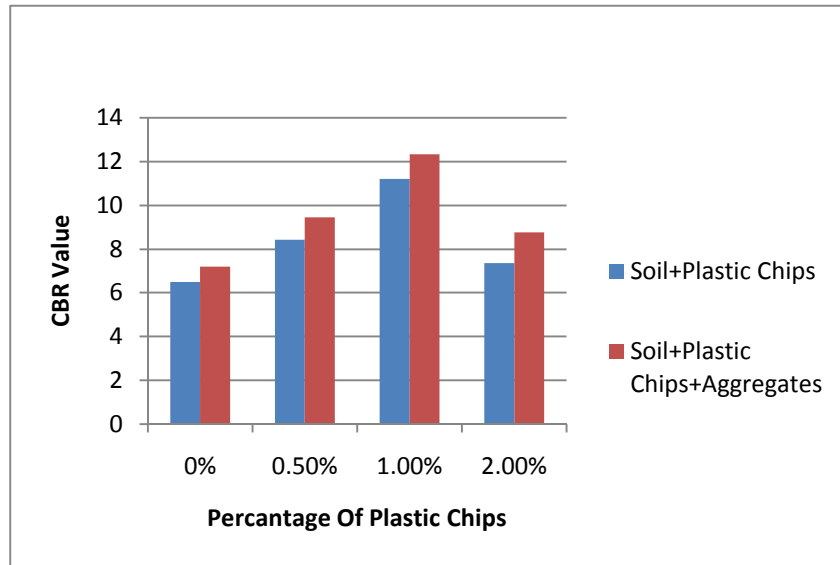


Fig.6. Comparison of Soil and Soil Aggregates System

4 Conclusions:

From the California Bearing Ratio result it has been concluded:

- By first observation it conclude that the value of CBR increase while plastic strips percentage increase.
- 1% of plastic fiber gives the optimum result in soil and soil aggregate system.
- After 1% there is sudden decrease in CBR value again in both system.
- Soil and soil aggregate system shows the same response under loading. Because it provides good strength.
- So this type of technique can be used for embankment and pavement which may leads to solve problem of plastic waste management.

References

1. Pragyana Bhattarai, A. V. A bharkumar, K. Santosh, T. C. Manikanta & K. Tejeswini, "Engineering behavior of soil reinforced with plastic

- strips”, International Journal of Civil, Structural, Environmental and Infrastructure Engineering Research and Development (IJCSSEIERD) ISSN 2249-6866 Vol. 3, Issue 2, Jun 2013, 83-88.
2. Changizi, F, A. Haddad, “Effect of Nano-SiO₂ on the geotechnical properties of cohesive Soil,” *GeotechGeol Eng.*, vol. 34, pp. 725–733, 2015.
 3. Mu. Tianhong, “Soil stabilization with fly ash and fibers,” Master Thesis, Southern Illinois University Carbondale, 2013.
 4. Laskar, S. Kumar Pal, “Effects of Waste Plastic Fibers on Compaction and Consolidation Behavior of Reinforced Soil,” *International Journal of Geotechnical Engineering (IJGE)*, vol. 18, pp.1547–1558, 2013.
 5. D.H. Gray, H. Ohashi, “Mechanics of fiber reinforcement in sand,” *Journal of the Geotechnical Engineering*, vol. 109, pp. 335-353, 1983.
 6. B. Vijayasingam, G.Y. Heng, “The laboratory study of granular soils reinforced with randomly oriented distributed flexible fibers,” Major Research Project, University of Bristol, pp. 45, 2003.
 7. Chen, F. H., “Foundations on Expansive Soils” American Elsevier Science Publication, New York, 1998.
 8. V. Mallikarjuna and Bindu Mani, “Soil stabilization using plastic waste”, *International Journal of Research in Engineering and Technology*, eISSN: 2319-1163, volume: 05 Issue: 05, May-2016.
 9. Chebet, F.C. and Kalumba, D., “Laboratory investigations on reusing polythene (plastic) bag waste material for soil reinforcement in geotechnical Engineering”, *Civil Eng. & Urban Planning: An Int. J. (CIVEJ)*, Vol.1, Issue No.1, pp-67-82, 2014.
 10. Achmad Fauzi, et al. “Soil engineering properties improvement by Utilization of cut waste plastic and crushed waste glass as additive”, *Int. J. of engineering and Technology*, Vol. 8, Issue No. 1, pp.15-18, 2016.
 11. Dhattrak, A. I. and Konmare, S.D, “Performance of randomly oriented plastic waste in flexible pavement”, *Int. J. of pure and applied research in Engineering and Technology*, Vol.3, Issue No. 9, pp-193-202, 2015.
 12. Anas Ashraf, “Soil stabilization by using raw plastic bottles” *Proceedings of Indian Geotechnical Conference*, December 15-17, 2011, Kochi (Paper No.H3)
 13. Rajkumar Nagle (2014) “Comparative study of CBR of soil, reinforced with natural waste plastic material” *Int. J. of Engineering and Science Research*, Vol. 4, Issue.6, pp 304-308, 2014
 14. IS: 2720 (Part 16) – 1987 laboratory determination of CBR
 15. IS: 2366 (Part IV) -1963 Methods of test for aggregates for concrete
 16. IS: 14534 -1998 Guidelines for recycling of plastics